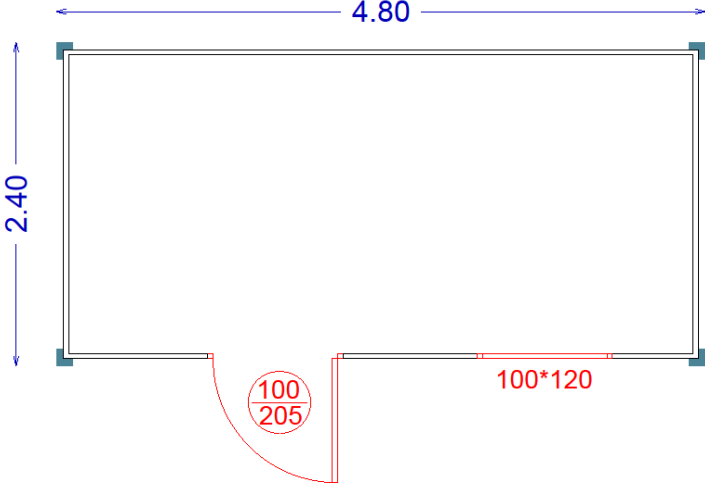
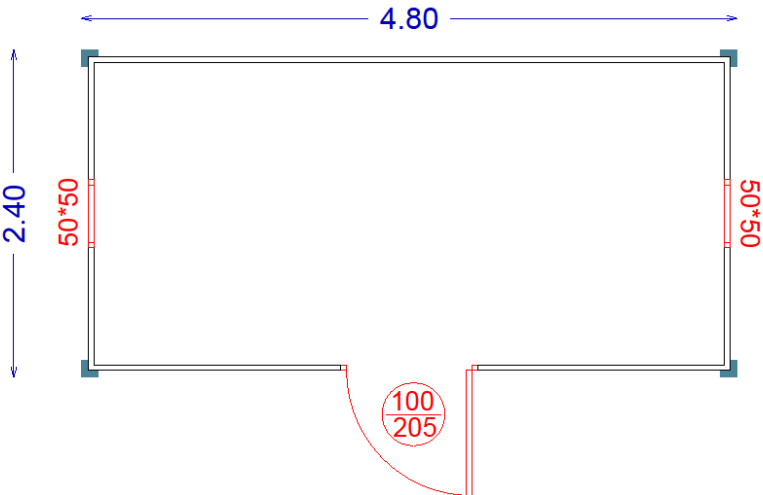
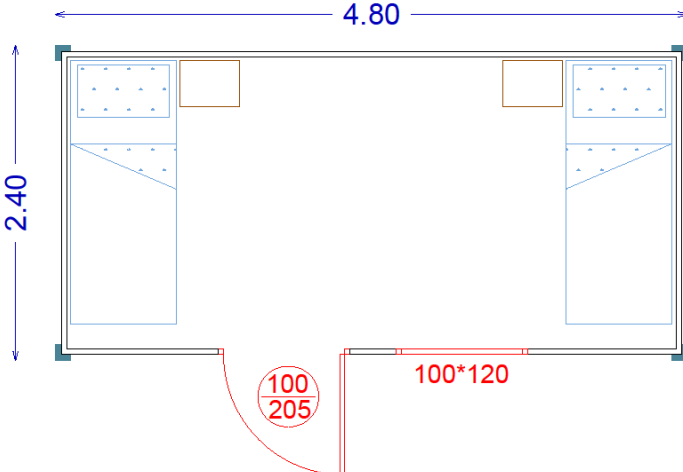


MOD.	ΚΑΤΟΨΗ
A481	 <p>Floor plan for model A481. The room is rectangular with a width of 4.80m and a height of 2.40m. A door is located at the bottom center, with a radius of 100 and a width of 205. A window is located at the bottom right, with dimensions 100*120.</p>
A482	 <p>Floor plan for model A482. The room is rectangular with a width of 4.80m and a height of 2.40m. A door is located at the bottom center, with a radius of 100 and a width of 205. Windows are located on the left and right walls, with dimensions 50*50.</p>
A483	 <p>Floor plan for model A483. The room is rectangular with a width of 4.80m and a height of 2.40m. A door is located at the bottom center, with a radius of 100 and a width of 205. Two windows are located on the top wall, each with a grid pattern.</p>

