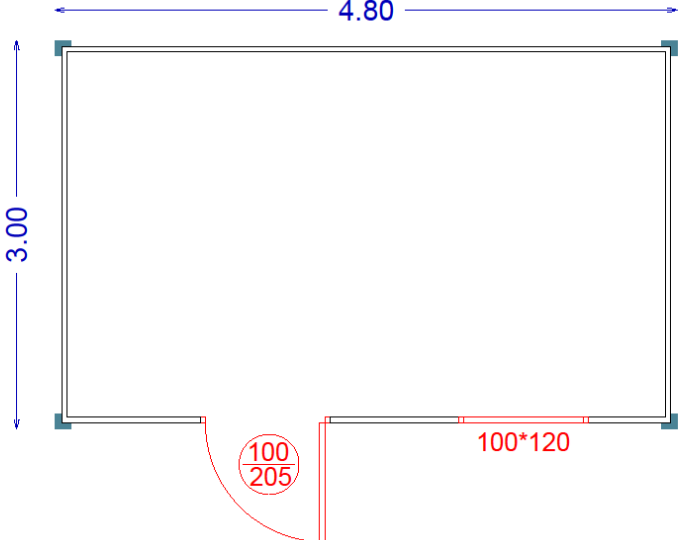
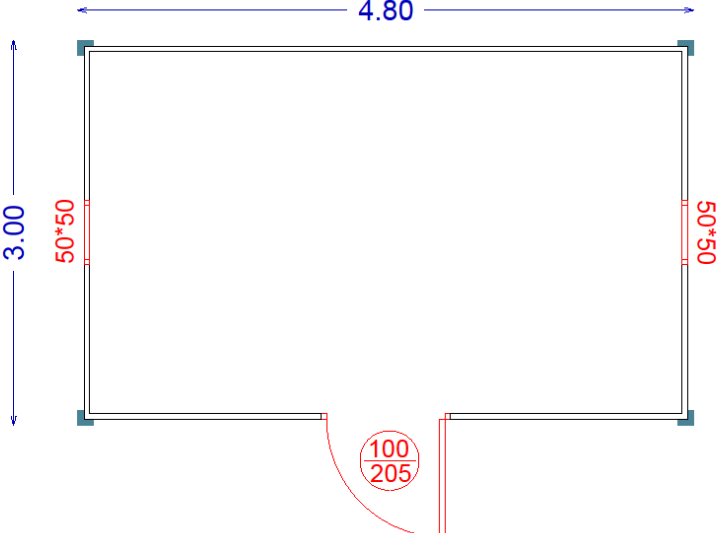
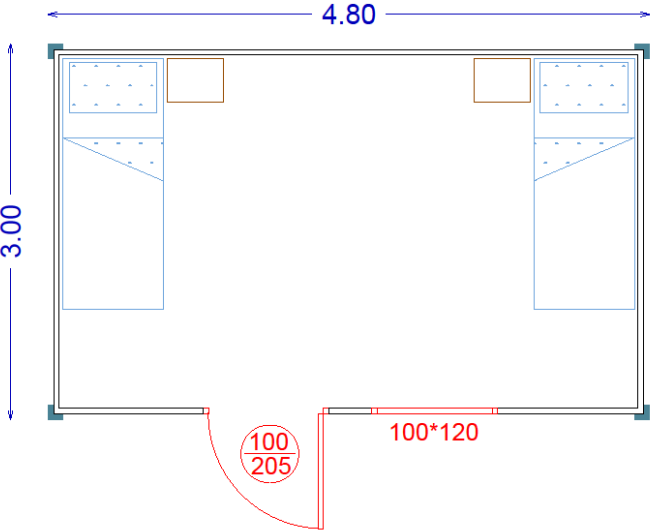


MOD.	ΚΑΤΟΨΗ
B481	 <p>Floor plan for model B481. The room is rectangular with overall dimensions of 4.80m (width) and 3.00m (height). A door is located at the bottom center, with a radius of 100/205. A window is located on the bottom right wall, with dimensions of 100*120.</p>
B482	 <p>Floor plan for model B482. The room is rectangular with overall dimensions of 4.80m (width) and 3.00m (height). A door is located at the bottom center, with a radius of 100/205. Two windows are located on the left and right walls, each with dimensions of 50*50.</p>
B483	 <p>Floor plan for model B483. The room is rectangular with overall dimensions of 4.80m (width) and 3.00m (height). A door is located at the bottom center, with a radius of 100/205. A window is located on the bottom right wall, with dimensions of 100*120. The room contains two desks and two chairs.</p>

