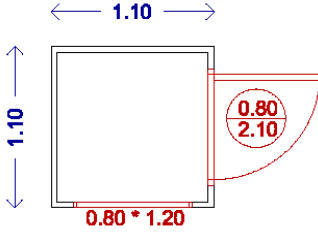
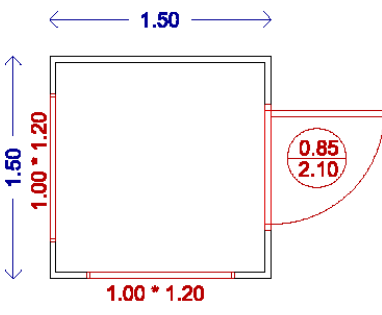
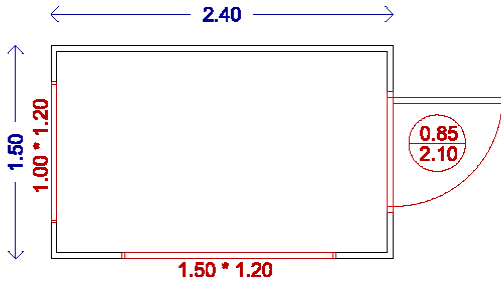
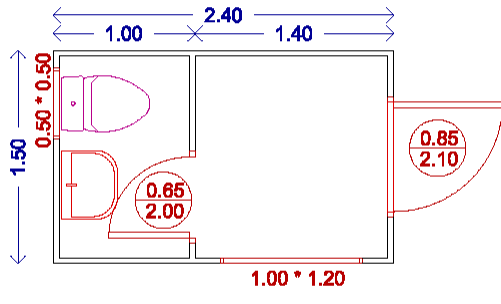


ΜΟΝΤΕΛΟ	ΚΑΤΟΨΗ
MOD F100 110*110*250	
MOD F200 150*150*250	
MOD F300 240*150*250	
MOD F310 240*150*250	
MOD F400 300*150*250	